

INV502F-RTE

5 Megapixel IR Fixed Dome Camera

Infinique offers a wide range of IP based high definition cameras available in various housing formats, including Box, Dome and Bullet. Our cameras are equipped with superior image sensor and digital signal processor to produce sharp, crisp pictures and are enclosed in weather and vandal resistant housings making it suitable for use in all security applications. The ONVIF compliance of the cameras helps in easy integration, providing peace of mind for your investment. From small to very large installations, Infinique's cameras are reliable, future proof and an ideal solution for your video surveillance needs.

The INV502F-RTE is a 5 Megapixel IP IR Fixed Dome Camera. It is built with a vandal resistant aluminum housing, incorporating a 1/2.8" high quality image sensor and IR LEDs to provide clear crisp images both during the Day and Night.

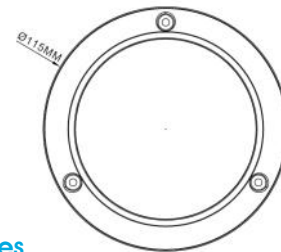
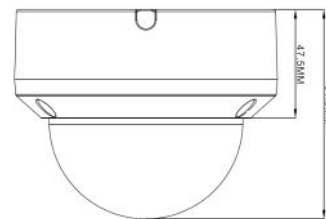
The camera comes equipped with a 2.8mm fixed lens for easy setup of field of view. The auto iris control allows the camera to automatically set its iris position to maximize image quality in all lighting conditions. The camera streams real-time video at high definition resolution using H.264 or H.265 compression optimizing the bandwidth and increasing storage efficiency.

Built-in PoE for powering the camera and the flexible 3-axis bracket for fixing it on ceiling or wall, provides the convenience for installers to complete the installation quickly and with ease. These versatile cameras are suitable for video surveillance of government buildings, residential apartments, schools, colleges, universities, shopping malls, hospitals, hotels, industrial parks, and corporate offices.



ONVIF

Dimensions



Product Features

- 1/2.7" Progressive Sensor
- 5 Megapixel Resolution @ 20fps
- IR Distance up to 30 meters
- 2.8mm Fixed Lens with DC Auto Iris
- H.265, H.264 and MJPEG Compressions
- Up to 3 Simultaneous Video Streams
- S/N Ratio of more than 50dB
- Micro SD Card Slot for Onboard Storage
- Composite Video Output
- Power Over Ethernet (PoE), IEEE 802.3af
- IP67, IK10 Rated
- Vandal Proof Aluminum Alloy Housing
- Wall or Ceiling Mount with 3 Axis Bracket
- ONVIF Compliant

Accessories



Part No: IJBDWM-115
Wall Mount Junction Box



Part No: IJBDCM-115
Ceiling Mount Junction Box



Part No: IBDCFM-1
Ceiling Flush Mount Bracket



Part No: IBDLWM-3
Indoor Wall Mount L Bracket



Part No: IBKTCM
Pendant Ceiling Bracket



Part No: IBBCPM
Pole Mount Bracket



Part No: IBCRWM
Corner Mount Bracket

INV502F-RTE

5 Megapixel IR Fixed Dome Camera



IMAGE PERFORMANCE	
Image Sensor	1/2.7" Progressive Sensor
Effective Pixels (H x V)	2592 × 1944
Resolution	5 Megapixels
Minimum Illumination	0.002 lux (AGC ON) 0 lux with IR ON
Image Rate (FPS)	20
S/N Ratio	More than 50dB
IR Distance (m)	30
LENS	
Focal Length (mm)	2.8 Fixed Lens
Iris	DC Auto Iris
Lens Mount	M12
Aperture Ratio	F1.6
Angle of View (deg)	H:108.6, V:81.4 (Wide)
VIDEO	
Video Compression	H.265 Main Profile H.264 Baseline Profile/Main Profile/High Profile
Main Stream	2592 x1944, 2592x1520, 2048x1536, 1920 x 1080, 1280 x 960, 1280 x 720
Sub Stream	1280 x 720, 640 x 480, 320 x 240
Mobile Stream	320 x 240
Electronic Shutter Control	1/25 ~ 1/8000
Day/Night Control	True Day/Night with IR Cut Filter
Flicker Control	50 Hz, 60 Hz
Digital WDR	Off, Low, Normal, High
3D Noise Reduction	Auto / Manual / Disable
White Balance	Automatic / Manual
Back Light Compensation	On / Off
Automatic Gain Control	Auto/Manual, Adjustable Level
Privacy Mask Zones	Up to 4 Privacy Mask Zones
Audio	Built-in MIC
Audio Compression	G.711A/ G.711U/ G.726
Audio Input/ Output	Line level input and output, 3.5mm A/V Interface
Video Output	2 pin terminal block
Video Bit rate	256K-8M , Supports CBR/VBR
OSD	Camera ID, Timestamp
Image Orientation	Image Flip, Corridor Mode, Rotation
Image Controls	Brightness, Contrast, Hue, Saturation, Sharpness
Advanced Functions	Image Rotation, Gain Control, Anti-Fog, Anti-False Color, Anti-Shake, IR Detection
Motion Detection	Up to 4 Zones
VIDEO ANALYTICS	
Motion Detection	Multiple Zones
Advance Video Analytics	Tamper, Out Of Focus, Sound, Perimeter Intrusion, Line Crossing, Stationary Object, Pedestrian Detection, People Counting, Face Detection

LOCAL STORAGE	
Storage Type	Micro SD Card, Max up to 128GB
Recording	Video and Image; Auto / Schedule/ Manual / On Event
NETWORK	
Network Port	10/100M BASE-TX, RJ-45 Connector
Cabling Type	Category 6 and higher
Network Protocol	IPv4, HTTP, HTTPS, TCP/IP, Unicast/Multicast, UDP, RTP, RTSP, RTCP, DNS, DDNS, DHCP, FTP, NTP, PPPOE, SMTP, SNMP, UPNP, IEEE802.1X
ONVIF Protocol	ONVIF Compliant
Security	User Access with password protection, IP Filtering
Users	1 Administrator, 6 Users
Simultaneous Viewing	Up to 5 users
PC Web Browser	IE 6.0 Above; Mozilla Firefox; Google Chrome
Mobile Device	iOS, Android
Events	Motion, Tamper Detection, Sensor, Network Failure
Event Handlers	FTP, E-mail, Local Storage
MECHANICAL	
Housing ID	V4DIMWH671030A1
Dimensions (mm)	115 (D) x 91.6 (H)
Weight (g)	560
Housing	Vandal Resistant Aluminum Alloy Housing
Finish	White Powder Coat, RAL 9003
Installation	Ceiling Mount / Wall Mount, 3-Axis Bracket
ELECTRICAL	
Power Consumption	440mA, 12V DC, 5.28 W
Power Source	PoE IEEE802.3af; DC12V; AC 24
Power Connector	DC Male Plug
RTC Backup Battery	3V Magnesium Lithium
ENVIRONMENTAL	
Operating Temperature (C)	-30 to +60
Storage Temperature (C)	-30 to +60
Operating Humidity	0% - 95% non condensing
Ingress Protection Rating	IP67
Impact Rating	IK10
STANDARDS COMPLIANCE	
Emissions	FCC Part 15 Subpart B Class B EN 55022:2010 IC ICES-003 Class B
Immunity	EN 55024:2010
Safety	UL 609501, EU: 2001/95/EC GPSD











ORDERING INFORMATION	
PART NUMBER	DESCRIPTION
INV502F-RTE	Infinique Premium Series Indoor Outdoor IR Dome Camera, 5MP, 2.8mm Fixed Lens, IR Array LED, 30m IR Range, H.265, H.264, MJPEG, 20fps, True Day and Night with ICR, Built-in MIC, SCHC Slot, ONVIF Compliant, PoE, IP67
IJBDWM-115	Infinique Junction Box, Base Diameter 115 mm
IJBDCM-115	Infinique Camera Bracket, Ceiling Mount, Base Diameter 115 mm
IBDCFM-1	Infinique Ceiling Flush Mount Bracket
IBDLWM-3	Infinique Indoor Wall Mount L Bracket
IBKTCM	Infinique Pendant Mount Ceiling Bracket, 45 (D) x 294 (H) mm
IBBCPM	Infinique Pole Mount Bracket with Metal Ties, 125 (L) x 46 (W) x 200 (H) mm
IBCRWM	Infinique Corner Mount Bracket, 200 (L) x 130 (W) x 172.8 (D) mm

INV502F-RTE

5 Megapixel IR Fixed Dome Camera



Housing Accessories

<div>WALL MOUNT APPLICATION</div> <div></div> <div>Junction Box IJBDWM-115</div>	<div>CEILING MOUNT APPLICATION</div> <div></div> <div>Junction Box IJBDCM-115</div>	<div>WALL MOUNT APPLICATION</div> <div></div> <div>L Bracket IBDLWM-3</div>	<div>PENDANT MOUNT APPLICATION</div> <div></div> <div>Ceiling Bracket IBKTCM</div>
<div>FLUSH MOUNT APPLICATION</div> <div></div> <div>Ceiling Bracket IBDCFM-1</div>	<div>POLE MOUNT APPLICATION</div> <div></div> <div>Pole Bracket IBBCPM</div> <div></div> <div>Junction Box IJBDWM-115</div> <div></div> <div>Junction Box IJBBCM-115</div>		
<div>CORNER MOUNT APPLICATION</div> <div></div> <div>Corner Bracket IBCRWM</div> <div></div> <div>L Bracket IBDLWM-3</div>			